




NORDIC PINE (ECOTHERMO)

THICKNESS X WIDTH
FACE COVER: 27x125 mm
WOOD SPECIE: Nordic Pine
(EcoThermo)
BOARD: Brushed solid wood

PROFILE: Soléa II
SHADE: Irisé 108
Ref. 456

sivalbp
bois, technologie & design

PROFILE: SOLÉA II 27x125



END-MATCHED

- **Rounded edges** for a better lasting of the finish.
- **Nailing line:** easy installation.
- **Conical tongue:** better fitting and quick to install.
- **End-matched:** simplifies installation and reduces the cutting wastage.

CHARACTERISTICS

- EcoThermo solid wood board.
- **Soléa II profile, one secret nail on the nailing line, end-matched:** facilitates the fitting and reduces the cutting wastage.
- **Brushed surface:** it gives an optimal and texture surface; it brings out the natural grain and increases penetration and efficiency of the coating.
- **Class 3.1 preservation, CTBB+ certified, sprayed on the 4 sides.**
- New generation **preservation: fungicide, anti-bluestain, insecticide, anti-termite.**
- Finish:
 - > **Water-based penetrating finish made with acrylic resin and natural mineral pigment** (chemical free).
 - > Industrial quality finish applied under strictly controlled factory conditions, ensuring consistent and uniform application.
 - > Application of a finish on the reverse side ensuring a good balance of the board.
- The durability of the wood is guaranteed for 10 years with preservation.
- The Sivalbp **New Age** finish allows to delay the natural ageing process for minimum 3 years, according to exposure and building's architecture. Nordic Pine, lasting up to 50 years.



SIVALBP

- EcoThermo external cladding, environmentally friendly.
- Excellent dimensional stability and durability
 - Neutralizes resin pockets
 - Suitable for all climatic conditions
- A non film forming finish that penetrates into the wood and does not flake over time.
- Without maintenance, this finish will turn into a natural grey and a contemporary uniform appearance over time.

SHADE: IRISÉ 108



WOOD SPECIE: NORDIC PINE (ECOTHERMO)

Nordic Pine: Scandinavian timber, lasting-up to 50 years, **PEFC certified (PEFC/10-31-1593).**

Singularities and knots: slow-growing essence; fine veining; medium knots.


Available only with our EcoThermo process.



- Friendly environmental process and chemical free
- Exceptional durability and stability
- Better resistance to the weather



NF EN 14915
All our boards are compliant with CE marking

WOOD SPECIE	THERMAL PROCESS	DURABILITY	TECHNICAL PROPERTIES		
Nordic Pine Geographical area: Scandinavia Quality: A/B choice NF EN 14519	Thermostabilisation Ecological process, environmentally friendly and chemical free. It consists in moisturising and heating the wood to high temperature. This process gives the boards exceptional durability and stability and greatly reduces the shrinkage phenomenon. The wood acquires an even, brown colour all the way through and neutralizes resin exudation.	Use class: 3.1 with the Sivalbp preservation certified CTB B+	Behavioural fire restrictions	Thermal characteristics according to NF EN 12 524	Water vapour permeability according to NF EN 12 524
PEFC certified			EUROCLASSE D-s3, d0 for reaction to fire <small>(according to 14915+A1 - 2017 EN NF standard)</small>	Thermal resistance R in m². K/W: 0,13	Water vapour resistance: 72 µ
Carbon footprint: 6.29 kg CO ₂ eq./m² <small>(module D excluded)*</small>		Nordic Pine, lasting up to 50 years	Combustible mass in MJ/m²: 136		Average density : 520 kg/m³ to 12% wood moisture content

* Consult our Environmental and Health Declaration Sheets on the INIES database

MECHANICAL PROPERTIES					
Breaking stress in compression: NC* Nm/mm²	Breaking stress in tension: NC* Nm/mm²	Breaking stress in shear: NC*	Breaking stress in bending: NC* N/nm²	Modulus of elasticity in bending: NC* N/nm²	Compliant for French implementation in Q4 area (impact resistance)

PREPARATION FINISH	SHADE	THICKNESS X WIDTH FACE COVER IN MM	BOARD	LENGTHS (M)* <small>(sacording to availability)</small>	FITTING	PACKAGING
Brushed solid wood 1 coat of saturator by spraying on the facing 1 coat of white stain for counter-balancing	Irisé 108	27x125 mm	Brushed solid wood	3.60 - 3.90 - 4.20 - 4.50 - 4.80 - 5,10 m	1 secret nail on the nailing line <small>(find installation advice below)</small>	Packs x boards/pack: 48x4

*For solid wood boards with end-matched, the effective length is equal to the standard supply length invoiced minus 30 millimeters.
 NPD: not performance declared. NC: non communicated.

INSTALLATION ADVICES





To ensure the products are correctly installed, the rules laid out in the French code of practice DTU 41.2 for external cladding, and our Technical Guide, should be observed.

- Store the boards in a dry place, sheltered from the elements and ventilated.
- Can be fitted **horizontally or vertically** (mandatory double battening for vertical installation).
- Cladding must be fixed on batten with a minimum of 27 mm thickness (32 mm for UK).
- They must be attached at a minimum of 40 cm and a maximum of 65 cm apart (60 cm for UK).
- A waterproof membrane satisfying the standard must be installed (except for walls which are already watertight, solid concrete walls).
- **Mandatory air gap** behind Sivalbp cladding to ensure a good ventilation. The air outlets must be at the base and the top of the cladding elevation.
- Ensure a minimum of 20 cm above ground clearance.
- Assembly by interlocking (end-matched on the 4 sides).
- Fastening with **stainless steel screws or stainless steel tips**, twisted or ringed – 1 secret nail fixed on the nailing line.
- The head of the nails or screws must not penetrate further than 1 mm into the boards.
- **All the cuts must be touched up with Sivalbp-New Age paint.** We also recommend that the ends of the boards should also be treated.

ACCESSORIES AND FINISH CUTS TOUCH UP

- Accessories available in 1 shade: irisé 108
- Available finish cuts touch up in tins of 1L or 5L: all cuts must be touched up (see French DTU 59.1)

Profile		
Product	Complex corner trim	Board
Surface finish	Solid sanded finger-jointed	Sanded glulam
Thickness x width face cover in mm	67x55	25x275

MAINTENANCE

- To maintain the bright of colors, clean annually by lightly brushing the surface (avoid high pressure cleaners).
- This gray finish will evolve naturally and very gradually over time.
- If necessary and according to the exposure and the architecture of the building, renovation of the color is facilitated without stripping or sanding.
- As soon as necessary, apply Sivalbp **New Age** saturator directly a spray or paintbrush in 1 or 2 coats to re-saturate the wood fibers.
- A sustained finish will help to preserve the cladding.
- We advise you to contact a professional who will apply the appropriate renovation procedure.



Find all of our **DOCUMENTATION** on our website: sivalbp.fr



Get our installation advice in the SIVALBP **TECHNICAL GUIDE**



Download our **MAINTENANCE BOOKLET** for our maintenance recommendations

sivalbp[®]
bois, technologie & design