



# NORDIC PINE (ECOTHERMO)


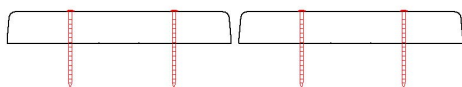
THICKNESS X WIDTH FACE  
COVER: 20x140 mm  
WOOD SPECIE: NORDIC  
PINE (EcoThermo)  
BOARD: Brushed solid wood

PROFILE: Trapézo  
SHADE: Café 111  
Ref. A80

**sivalbp**<sup>®</sup>  
bois, technologie & design

Non contractual picture - 20x65 Trapézo profile and not 20x140 Trapézo profile

## PROFILE: TRAPÉZO 20x140



END-MATCHED

- **Nailing line:** easy installation.
- **End-matched:** simplifies installation and reduces the cutting wastage.

## CHARACTERISTICS


- EcoThermo solid wood board.
- **Trapézo profile, end-matched:** facilitates the fitting and reduces the cutting wastage.
- **Brushed surface:** it gives an optimal and texture surface; it brings out the natural grain and increases penetration and efficiency of the coating.
- Thermostabilised boards will clear up in the first weeks under the effect of UV and according to exposure and building's architecture.
- **Class 3.1 preservation, CTBB+ certified, sprayed on the 4 sides.**
- New generation preservation: **fungicide, anti-bluestain, insecticide, anti-termite.**
- Finish:
  - > **Water-based penetrating finish made with acrylic resin and natural mineral pigment (chemical free).**
  - > Industrial quality finish applied under strictly controlled factory conditions, ensuring consistent and uniform application.
  - > Application of a finish on the reverse side ensuring a good balance of the board.
  - > The durability of the wood is guaranteed for 10 years with preservation.
- The Sivalbp-Vintage finish allows to delay the natural ageing process for minimum 3 years, according to exposure and building's architecture. Nordic Pine, lasting up to 50 years.



**SIVALBP**

- EcoThermo cladding, environmentally friendly.
- Vintage colours revisited.
- Preserves the natural look of wood.
- A protection against UV, chemical free and waterproof.
- A non film forming finish that penetrates into the wood and does not flake over time.
- Easy maintenance, allows naturally evolving wood.

## SHADE: CAFÉ 111



## WOOD SPECIE: NORDIC PINE (ECOTHERMO)

**Nordic Pine:** Scandinavian timber, lasting up to 50 years, 3 class thanks to thermostabilisation, **PEFC certified (PEFC/10-31-1593)**. Exceptional durability and stability.



Friendly environmental process and chemical free  
Exceptional durability and stability  
Better resistance to the weather



**CE**  
NF EN 14915  
All our boards are compliant with CE marking



WOOD SPECIE	THERMAL PROCESS	DURABILITY	TECHNICAL PROPERTIES		
<b>Nordic Pine</b> Geographical area: Scandinavia Quality: A/B choice NF EN 14519 Thanks to the thermostabilisation, Nordic Pine becomes an excellent material for an external use. PEFC™ certified	<b>Thermostabilisation</b> Ecological process, environmentally friendly and chemical free. It consists in moisturising and heating the wood to high temperature. This process gives the boards exceptional durability and stability and greatly reduces the shrinkage phenomenon. The wood acquires an even, brown colour all the way through and neutralizes resin exudation.	<b>Use class: 3.1</b> with the Sivalbp preservation certified CTB B+	<b>Behavioural fire restrictions</b> EUROCLASSE D-s3, d0 for reaction to fire <small>(according to 14915+A1 - 2017 EN NF standard)</small>	<b>Thermal characteristics according to NF EN 12 524</b> Thermal resistance R in m². K/W: 0,13	<b>Water vapour permeability according to NF EN 12 524</b> Water vapour resistance: 72 µ Average density: 520 kg/m³ to 12% wood moisture content
<b>Carbon footprint:</b> 6.29 kg CO <sub>2</sub> eq./m² <small>(module D excluded)*</small>		Nordic Pine, lasting up to 50 years	Combustible mass in MJ/m²: 136		

\* Consult our Environmental and Health Declaration Sheets on the INIES database

MECHANICAL PROPERTIES					
Breaking stress in compression: NC* Nm/mm²	Breaking stress in tension: NC* Nm/mm²	Breaking stress in shear: NC	Breaking stress in bending: NC N/mm²	Modulus of elasticity in bending: NC N/mm²	Compliant for French implementation in Q4 area (impact resistance)

PREPARATION FINISH	SHADE	THICKNESS X WIDTH FACE COVER IN MM	BOARD	LENGTHS (M)* <small>(according to availability)</small>	FITTING	PACKAGING
<b>Brushed solid wood</b> 1 coat of wood preservative 3.1 use class on the four sides: 100 g/m² 1 coat penetrating finish on the side: 120 g/m² 1 coat of white paint on the reverse side: 50 g/m²	Café 111	20x140mm	Brushed solid wood	3.60 - 3.90 - 4.20 - 4.50 - 4.80 - 5,10 m	1 nail in the center of the slot for a 40 cm distance between centres + double up the nails at the ends <small>(find installation advice below)</small>	Packs x boards/pack: 64x4

\*For solid wood boards with end-matched, the effective length is equal to the standard supply length invoiced minus 30 millimeters.  
NPD: not performance declared. NC: non communicated.

## INSTALLATION ADVICES



To ensure the products are correctly installed, the rules laid out in the French code of practice DTU 41.2 for external cladding, and our Technical Guide, should be observed.

- Store the boards in a dry place, sheltered from the elements and ventilated.
- **Vertical installation only:** mandatory double battening.
- Cladding must be fixed on batten with a minimum of 27 mm thickness (32 mm for UK).
- **The distance of the secondary framework must be attached at a minimum of 40 cm and a maximum of 65 cm apart.** Single fixing on visible cladding for 40 cm distance between centers. Double fixing on visible cladding for a distance between centres between 40 cm and 65 cm maximum.
- A waterproof membrane satisfying the standard must be installed (except for walls which are already watertight, solid concrete walls).
- **Mandatory air gap** behind Sivalbp cladding to ensure a good ventilation. The air outlets must be at the base and the top of the cladding elevation.
- Ensure a minimum of 20 cm above ground clearance.
- Assembly by interlocking (end-matched on the 4 sides).
- Fastening with **stainless steel screws or stainless steel tips**, twisted or ringed.
- The head of the nails or screws must not penetrate further than 1 mm into the boards.

## GENERAL REMARK

White marks may appear on the boards upon installation. This phenomenon, caused by an excess of nacre, is well known and does not affect the durability of the façade. These marks are purely aesthetic and naturally fade after a few months of UV exposure. However, if needed, they can be easily removed with a simple wipe of a cloth.

- **All the cuts must be touched up with Sivalbp-Vintage paint.** We also recommend that the ends of the boards should also be treated.

## ACCESSORIES AND FINISH CUTS TOUCH UP

- Accessories available in 1 shade: café 111
- Available finish cuts touch up in tins of 1L and 5L : all cuts must be touched up (see French DTU 59.1)

Profile		
Product	Complex corner trim	Board
Surface finish	Sanded finger-jointed	Sanded glulam
Thickness x width face cover in mm	67x55	25x270

## MAINTENANCE

- To maintain the shine of the colors, clean annually by lightly brushing the surface (avoid high pressure cleaners).
- The Sivalbp-Vintage finish does not flake. Color renovation made easier without stripping or sanding, if necessary and depending on the building's exposure and architecture.
- As soon as necessary, apply the Sivalbp-Vintage saturator directly with a spray gun or brush in 1 or 2 coats to re-saturate the wood fibers.
- A sustained finish will help to preserve the cladding.
- We advise you to contact a professional who will apply the appropriate renovation procedure.



Find all of our **DOCUMENTATION** on our website: [sivalbp.fr](http://sivalbp.fr)



Get our installation advice in the SIVALBP **TECHNICAL GUIDE**



Download our **MAINTENANCE BOOKLET** for our maintenance recommendations

**sivalbp**  
bois, technologie & design