



DOUGLAS FIR

THICKNESS X WIDTH
FACE COVER: 21x125 mm
WOOD SPECIE: Douglas Fir
BOARD: Sanded solid wood

PROFILE: Linéa
SHADE: Gris 102
Ref. 442

sivalbp
bois, technologie & design



Architect: ARCHI5 - Project Manager: REI Habitat - Carpenter: MEHA
Charpente - Photographer: Sergio Grazia

PROFILE: LINÉA 21x125



END-MATCHED

- **Rounded edges** for a better lasting of the finish.
- **Nailing line:** easy installation.
- **Secret nail** for a maximum wood moisture content of 18%.
- **Conical tongue:** better fitting and quick to install.
- **End-matched:** simplifies installation and reduces the cutting wastage.

CHARACTERISTICS

- Solid wood board.
- Kiln dried to 18% (+/- 2%).
- **Linéa profile, one secret nail on the nailing line, end-matched:** facilitates the fitting and reduces the cutting wastage.
- Sanded surface: it prepares the grip of the finish and provides smooth surface.
- **Class 3.1 preservation, CTBB+ certified, sprayed on the 4 sides.**
- New generation **preservation: fungicide, anti-bluestain, insecticide, anti-termite.**
- Finish:
 - > **Water-based penetrating finish made with acrylic resin and natural mineral pigment** (chemical free).
 - > Industrial quality finish applied under strictly controlled factory conditions, ensuring consistent and uniform application.
 - > Application of a finish on the reverse side ensuring a good balance of the board.
- The durability of the wood is guaranteed for 10 years with preservation.
- The Sivalbp **New Age** finish allows to delay the natural ageing process for minimum 3 years, according to exposure and building's architecture. Douglas fir, lasting up to 50 years.



SIVALBP

- A trendy grey which preserves the natural look of wood.
- A protection against UV, chemical free and waterproof.
- A non film forming finish that penetrates into the wood and does not flake over time.
- Without maintenance, this finish will turn into a natural grey and a contemporary uniform appearance over time.

SHADE: GRIS 102



WOOD SPECIE: DOUGLAS FIR


Douglas Fir: French timber, lasting up to 50 years, **PEFC certified (PEFC/10-31-1593).**

Singularities and knots: fast-growing essence; medium veining; medium to large knots; marked singularities.



Promoting
Sustainable Forest
Management
www.pefc-france.org



WOOD SPECIE	THERMAL PROCESS	DURABILITY	TECHNICAL PROPERTIES		
Douglas Fir Geographical area: wood specie sourced in France Quality: A/B choice NF EN 14519 A fast-growing specie, characterised by a marked-grain, a pink colour and the presence of tight sound knots. PEFC certified Carbon footprint: 1.29 kg CO ₂ eq./m ² (module D excluded)*	Kiln dried to 18% (+/- 2%) guaranteeing the stability of boards and a better lasting of the finish	Use class: 3.1 with the Sivalbp preservation certified CTB B+	Behavioural fire restrictions EUROCLASSE D-s2, d0 for reaction to fire (according to 14915 NF EN standard)	Thermal characteristics according to NF EN 12 524 Thermal resistance R in m ² . K/W: 0,13	Water vapour permeability according to NF EN 12 524 Water vapour resistance: 72µ Average density : 525 kg/m ³ to 12% wood moisture content
		Douglas Fir, lasting up to 50 years	Combustible mass in MJ/m ² : 186		

* Consult our Environmental and Health Declaration Sheets on the INIES database

MECHANICAL PROPERTIES					
Breaking stress in compression: 55 N/mm ²	Breaking stress in tension: 93 N/mm ²	Breaking stress in shear: 9,5	Breaking stress in bending: 85 N/mm ²	Modulus of elasticity in bending: 12 100 N/mm ²	Compliant for French implementation in Q4 area (impact resistance)

PREPARATION FINISH	SHADE	THICKNESS X WIDTH FACE COVER IN MM	BOARD	LENGTHS (M)* (saccording to availability)	FITTING	PACKAGING
Sanded solid wood 1 coat of saturator by spraying on the facing 1 coat of white stain for counter-balancing	Gris 102	21x125 mm	Sanded solid wood	3.0 - 3.5 - 4.0 - 4.5 - 5.0 m	1 secret nail on the nailing line (find installation advice below)	Packs x boards/pack: 64x4

*For solid wood boards with end-matched, the effective length is equal to the standard supply length invoiced minus 30 millimeters.

INSTALLATION ADVICES





To ensure the products are correctly installed, the rules laid out in the French code of practice DTU 41.2 for external cladding, and our Technical Guide, should be observed.

- Store the boards in a dry place, sheltered from the elements and ventilated.
- Can be fitted **horizontally or vertically** (mandatory double battening for vertical installation).
- Cladding must be fixed on batten with a minimum of 27 mm thickness (32 mm for UK).
- They must be attached at a minimum of 40 cm and a maximum of 65 cm apart (60 cm for UK).
- A waterproof membrane satisfying the standard must be installed (except for walls which are already watertight, solid concrete walls).
- **Mandatory air gap** behind Sivalbp cladding to ensure a good ventilation. The air outlets must be at the base and the top of the cladding elevation.
- Ensure a minimum of 20 cm above ground clearance.
- Assembly by interlocking (end-matched on the 4 sides).
- Fastening with **stainless steel screws or stainless steel tips**, twisted or ringed – 1 secret nail fixed on the nailing line.
- The head of the nails or screws must not penetrate further than 1 mm into the boards.
- All the cuts must be touched up with Sivalbp **New Age** paint. We also recommend that the ends of the boards should also be treated.

ACCESSORIES AND FINISH CUTS TOUCH UP

- Accessories available in 1 shade: gris 102.
- Available finish cuts touch up in tins of 1L or 5L: all cuts must be touched up (see French DTU 59.1)

Profile		
Product	Complex corner trim	Board
Surface finish	Sanded finger-jointed	Solid wood
Thickness x width face cover in mm	67x55	25x275

MAINTENANCE

- To maintain the bright of colors, clean annually by lightly brushing the surface (avoid high pressure cleaners).
- This gray finish will evolve naturally and very gradually over time.
- If necessary and according to the exposure and the architecture of the building, renovation of the color is facilitated without stripping or sanding.
- As soon as necessary, apply Sivalbp **New Age** saturator directly a spray or paintbrush in 1 or 2 coats to re-saturate the wood fibers.
- A sustained finish will help to preserve the cladding.
- We advise you to contact a professional who will apply the appropriate renovation procedure.

GENERAL REMARK

Wood is a natural and heterogeneous material, subject to varying degrees of dimensional variations, depending on humidity and climatic conditions. These factors can cause, among others, cracking, resin exudation, shrinkage and curling. The wood may have singularities such as knots, cracking, splits, resin exudation, etc.



Find all of
our **DOCUMENTATION**
on our website: sivalbp.fr



Get our installation advice
in the SIVALBP
TECHNICAL GUIDE



Download our **MAINTENANCE**
BOOKLET for our maintenance
recommendations

sivalbp[®]
bois, technologie & design