



RED DOUGLAS FIR

THICKNESS X WIDTH
FACE COVER: 27x125 mm
WOOD SPECIE: Red Douglas
Fir


BOARD: Planed solid wood
PROFILE: Soléa II
Ref. 645

sivalbp
bois, technologie & design



School group - Jules Ferry (69) - 2:am architecture (69) - Favat construction bois (74)

PROFILE: SOLÉA II 27x125



END-MATCHED

- **DTU 41.2 Compliant - FCBA report:** 1 secret nail.
- **Nailing line:** easy installation.
- **Secret nail** for a maximum wood moisture content of 18%.
- **Conical tongue:** better fitting and quick to install.
- **End-matched:** simplifies installation and reduces the cutting wastage.

CHARACTERISTICS

- Solid wood board.
- Kiln dried to 18% (+/- 2%).
- **Soléa II** profile, one secret nail on the nailing line, **end-matched:** facilitates the fitting and reduces the cutting wastage.
- **Planed wood board** for a smooth appearance and remove roughness.
- The Sivalbp-Authentic range offers a range of unfinished products: the natural wood aesthetics.



SIVALBP


- **Compatible with our Affinéa profile**
- Carefully kiln dried boards for a better stability and aesthetic.
- Long lasting natural timber from sustainably managed forests.
- Eco-responsible transformation processes.



WOOD SPECIE: RED DOUGLAS FIR

Red Douglas Fir: French timber, lasting up to 50 years, **PEFC certified (PEFC/10-31-1593)**. Species characterised by a marked grain and the presence of tight sound knots.



WOOD SPECIE	THERMAL PROCESS	DURABILITY	TECHNICAL PROPERTIES		
Red Douglas Fir Geographical area: France Quality: A/B choice NF EN 14519 A fast-growing specie, characterised by a marked-grain, a pink colour and the presence of tight sound knots. PEFC certified Carbon footprint: 1.29 kg CO ₂ eq./m ² (module D excluded)*	Kiln dried to 18% (+/- 2%) guaranteeing the stability of boards	Use class: 3.2 (without sapwood) according to FD P20-651	Behavioural fire restrictions (according to 14915 standard) EUROCLASSE D-s2, d0 for reaction to fire	Thermal characteristics according to NF EN 12 524 Thermal resistance R in m ² . K/W: 0,13	Water vapour permeability according to NF EN 12 524 Water vapour resistance: 72 μ Average density: 525 kg/m ³ to 12% wood moisture
		Red Douglas Fir, lasting up to 50 years	Combustible mass in MJ/m ² : 239		

* Consult our Environmental and Health Declaration Sheets on the INIES database

MECHANICAL PROPERTIES						
Breaking stress in compression: 55 N/mm ²	Breaking stress in tension: 93 N/mm ²	Breaking stress in shear: 9,5	Breaking stress in bending: 85 N/mm ²	Modulus of elasticity in bending: 12 100 N/mm ²	Compliant for French implementation in Q4 area (impact resistance)	
PREPARATION FINISH	SHADE	THICKNESS X WIDTH FACE COVER IN MM	BOARD	LENGTHS (M)* (according to availability)	FITTING	PACKAGING
Planed solid wood	without finish	27x125 mm	Planed solid wood	3.00 - 3.50 - 4.00 - 4.50 - 5.00 m	FCBA Report: 1 secret nail on the nailing line (find installation advice below)	Packs x boards/pack: 48x4

*For solid wood boards with end-matched, the effective length is equal to the standard supply length invoiced minus 30 millimeters.

CERTIFICATE OF CONFORMITY

Fixing:

Conform with DTU 41.2, Red Douglas Fir solid wood Soléa II, 27x125 mm cross-section accepts a single fixation in the nailing line, according to FCBA report 2012.508.1347.2 of December 12, 2012.

INSTALLATION ADVICES





To ensure the products are correctly installed, the rules laid out in the French code of practice DTU 41.2 for external cladding, and our Technical Guide, should be observed.

- Store the boards in a dry place, sheltered from the elements and ventilated.
- Can be fitted **horizontally or vertically** (mandatory double battening for vertical installation).
- Cladding must be fixed on batten with a minimum of 27 mm thickness (32 mm for UK).
- They must be attached at a minimum of 40 cm and a maximum of 65 cm apart (60 cm for UK).
- A waterproof membrane satisfying the standard must be installed (except for walls which are already watertight, solid concrete walls).
- **Mandatory air gap** behind Sivalbp cladding to ensure a good ventilation. The air outlets must be at the base and the top of the cladding elevation.
- Ensure a minimum of 20 cm above ground clearance.
- Assembly by interlocking (end-matched on the 4 sides).

- Fastening with **stainless steel screws or stainless steel tips**, twisted or ringed – 1 secret nail fixed on the nailing line.
- The head of the nails or screws must not penetrate further than 1 mm into the boards.

ACCESSORIES AND FINISH CUTS TOUCH UP

- Accessories finger-jointed or glulam, sanded, Red Douglas Fir.

Profile		
Product	Complex corner trim	Board
Surface finish	Sanded finger-jointed	Solid wood
Thickness x width face cover in mm	67x55	27x275

MAINTENANCE

- Wood is a natural and not homogeneous material which can contain some particularities. Boards contain knots of various, for the greater part healthy dimeters and members.
- Living material, maintenance free, wood without finish can in the time present molds of surface, without compromising the durability of wood.
- Regarding the sustainability of aspect, it is underlined that woden species not dressed in finish will turn natural grey over time.

GENERAL REMARK

Wood is a natural and heterogeneous material, subject to varying degrees of dimensional variations, depending on humidity and climatic conditions. These factors can cause, among others, cracking, resin exudation, shrinkage and curling.



Find all of our **DOCUMENTATION** on our website: sivalbp.fr



Get our installation advice in the SIVALBP **TECHNICAL GUIDE**



Download our **MAINTENANCE BOOKLET** for our maintenance recommendations

sivalbp[®]
bois, technologie & design