



LARCH

THICKNESS X WIDTH
FACE COVER: 27x125 mm
WOOD SPECIE: Larch
BOARD: Brushed solid wood

PROFILE: Soléa II
SHADE: Irisé 108
Ref.A53

sivalbp[®]
bois, technologie & design




SIVALBP

• **Compatible with Affinéa profile**

- A trendy pearl grey which preserves the natural look of wood.
- A protection against UV, chemical free and waterproof.
- A non film forming finish that penetrates into the wood and does not flake over time.
- Without maintenance, this finish will turn into a natural grey and a contemporary uniform appearance over time.
 - Reaction to fire: EUROCLASSE C-s2, d0.

PROFILE: SOLÉA II 27x125



END-MATCHED

Rounded edges for a better lasting of the finish.

- **Nailing line:** easy installation.
- **Secret nail.**
- **Conical tongue:** better fitting and quick to install.
- **End-matched:** simplifies installation and reduces the cutting wastage.

CHARACTERISTICS

- Solid wood board.
- Kiln dried to 18% (+/- 2%).
- **Soléa II profile, one secret nail on the nailing line, end-matched:** facilitates the fitting and reduces the cutting wastage.
- **Brushed surface:** it gives an optimal and texture surface; it brings out the natural grain and increases penetration and efficiency of the coating.
- **Class 3.1 preservation, CTBB+ certified, sprayed on the 4 sides.**
- New generation **preservation: fungicide, anti-bluestain, insecticide, anti-termite.**
- Finish:
 - > **Water-based penetrating finish made with acrylic resin and natural mineral pigment** (chemical free).
 - > Industrial quality finish applied under strictly controlled factory conditions, ensuring consistent and uniform application.
 - > Application of a finish on the reverse side ensuring a good balance of the board.
- The durability of the wood is guaranteed for 10 years with preservation.
- The Sivalbp **New Age** finish allows to delay the natural ageing process for minimum 3 years, according to exposure and building's architecture. Siberian Larch, lasting up to 50 years.

SPECIFIC RECOMMENDATIONS

The use of Larch is not suitable for too dry climatic zones (Mediterranean climate type) and for low protection architectures (without eaves). Very good ventilation is essential for this type of product.


SHADE: IRISÉ 108



WOOD SPECIE: LARCH

Larch: wood specie naturally 3.2 class. **PEFC (PEFC/10-31-1593) certified**, from sustainably european managed forests. It has a homogeneous grain which is slightly brighter.



WOOD SPECIE	THERMAL PROCESS	DURABILITY	TECHNICAL PROPERTIES		
Larch Geographical area: Europe Quality: A choice Very slow growth, it has a more homogeneous grain which is slightly brighter. PEFC certified Carbon footprint: 4.82 kg CO ₂ eq./m ² (module D excluded)*	Kiln dried to 18% (+/- 2%) guaranteeing the stability of boards and a better lasting of the finish	Use class: 3.2 (without sapwood) according to FD P20-651	Behavioural fire restrictions EUROCLASSE C-s2, d0 for reaction to fire	Thermal characteristics according to NF EN 12 524 Thermal resistance R in m ² . K/W: 0,16	Water vapour permeability according to NF EN 12 524 Water vapour resistance: 84 µ Average density: 625 kg/m ³ to 12% wood moisture content
		Larch, lasting up to 50 years	Combustible mass in MJ/m ² : 275		

* Consult our Environmental and Health Declaration Sheets on the INIES database

MECHANICAL PROPERTIES					
Breaking stress in compression: 53 Nm/mm ²	Breaking stress in tension: 101 N/mm ²	Breaking stress in shear: 9,9	Breaking stress in bending: 93 N/mm ²	Modulus of elasticity in bending: 12 500 N/mm ²	Compliant for French implementation in Q4 area (impact resistance)

PREPARATION FINISH	SHADE	THICKNESS X WIDTH FACE COVER IN MM	BOARD	LENGTHS (M)* (saccording to availability)	FITTING	PACKAGING
Brushed solid wood 1 coat of saturator by spraying on the facing 1 coat of white stain for counter-balancing	Irisé 108	27x125 mm	Brushed solid wood	3.00 - 4.00 m	1 secret nail on the nailing line (find installation advice below)	Packs x boards/pack: 48x4

*For solid wood boards with end-matched, the effective length is equal to the standard supply length invoiced minus 30 millimeters.

CERTIFICATE OF CONFORMITY

Reaction to fire:

Larch brushed Soléa II Profile is Euroclasse C-s2,d0 according to FCBA N°18/RC-07 of January 31, 2018. Horizontal or vertical installation.

INSTALLATION ADVICES




To ensure the products are correctly installed, the rules laid out in the French code of practice DTU 41.2 for external cladding, and our Technical Guide, should be observed.

- Store the boards in a dry place, sheltered from the elements and ventilated.
- Can be fitted **horizontally or vertically** (mandatory double battening for vertical installation).
- Cladding must be fixed on batten with a minimum of 27 mm thickness (32 mm for UK).
- They must be attached at a minimum of 40 cm and a maximum of 65 cm apart (60 cm for UK).
- A waterproof membrane satisfying the standard must be installed (except for walls which are already watertight, solid concrete walls).
- **Mandatory air gap** behind Sivalbp cladding to ensure a good ventilation. The air outlets must be at the base and the top of the cladding elevation.
- Ensure a minimum of 20 cm above ground clearance.
- Assembly by interlocking (end-matched on the 4 sides).
- Fastening with **stainless steel screws or stainless steel tips**, twisted or ringed – 1 secret nail fixed on the nailing line. However, we recommend 2 nails for a better hold of the blade.

- The head of the nails or screws must not penetrate further than 1 mm into the boards.
- All the cuts must be touched up with Sivalbp-New Age paint. We also recommend that the ends of the boards should also be treated.

ACCESSORIES AND FINISH CUTS TOUCH UP

- Accessories available in 1 shade: irisé 108.
- Available finish cuts touch up in tins of 1L or 5L: all cuts must be touched up (see French DTU 59.1)

Profile	
Product	Complex corner trim
Surface finish	Sanded finger-jointed
Thickness x width face cover in mm	67x55

MAINTENANCE

- To maintain the bright of colors, clean annually by lightly brushing the surface (avoid high pressure cleaners).
- This gray finish will evolve naturally and very gradually over time.
- If necessary and according to the exposure and the architecture of the building, renovation of the color is facilitated without stripping or sanding.
- As soon as necessary, apply Sivalbp **New Age** saturator directly a spray or paintbrush in 1 or 2 coats to re-saturate the wood fibers.
- A sustained finish will help to preserve the cladding.
- We advise you to contact a professional who will apply the appropriate renovation procedure.

GENERAL REMARK

Wood is a natural and heterogeneous material, subject to varying degrees of dimensional variations, depending on humidity and climatic conditions. These factors can cause, among others, cracking, resin exudation, shrinkage and curling. The wood may have singularities such as knots, cracking, splits, resin exudation, etc.



Find all of our **DOCUMENTATION** on our website: sivalbp.fr



Get our installation advice in the SIVALBP **TECHNICAL GUIDE**



Download our **MAINTENANCE BOOKLET** for our maintenance recommendations

sivalbp[®]
bois, technologie & design